

# ANJANA ARUNKUMAR

✉ a.arunkumar@northeastern.edu

🔗 <https://aarunku5.github.io/>

🔍 Google Scholar

🐦 @ArunkumarAnjana

🌐 LinkedIn

✉ Carnegie Hall, Northeastern University, Oakland, CA 94613

## RESEARCH INTEREST

My research program focuses on **democratizing data visualization** by making complex data more accessible and actionable to **diverse audiences**. I focus on leveraging principles of **human visual perception** and **behavioral science** to study how people engage with and make decisions using visualizations. In particular, I have explored the impact of **multicultural and multilingual influences**, as well as **cognitive biases** on the consumption of visual information.

I also have a background in exploring bias in **large language language models** for natural language processing, learning from **instructions/prompt engineering**, designing explainable systems for **applied machine learning and data science**, and investigating the influence of visualization techniques in **supply chain and project management**.

Looking ahead, I am excited to expand my research to develop visualization tools tailored to **diverse cultures and languages**. I am particularly interested in creating **data communication paradigms** such as patient decision aids and risk management tools, using **natural language specification systems**, to support populations with **low data literacy**.

## WORK EXPERIENCE

### Northeastern University

#### Postdoctoral Research Associate

📅 June 2024 – present

📍 Khoury College of Computer Sciences, Oakland, California

- Researching the influence of **multicultural and linguistic factors**, as well as **cognitive biases**, on how people engage with and make **decisions** using visualizations.
- **Supervisor:** Lace Padilla

## EDUCATION

### Arizona State University

#### Ph.D. in Computer Science

📅 August 2019 – May 2024

📍 School of Computing and Augmented Intelligence, Tempe, Arizona

- **Dissertation:** The D.U.C.K. Bridge: Empowering Non-Experts in Data Visualization. **Awardee** of Dean's Dissertation Award, ASU, 2024.
- **Committee:** Chris Bryan, Ross Maciejewski, Chitta Baral, Gi-Yeul Bae
- **Research Assistant** at Sonoran Visualization Laboratory, School of Computing and Augmented Intelligence.

### Meenakshi Sundararajan Engineering College (Anna University)

#### B.E. in Computer Science and Engineering

📅 June 2015-May 2019

📍 Department of Computer Science, Chennai, Tamil Nadu, India

- Anna University **Gold Medal Recipient** (2015-19), for 1st Rank in B.E. Computer Science and Engineering amongst 15000 students
- Published in **2 conferences and 1 journal** as primary contributor.

## ACHIEVEMENTS

- **Awardee** of Dean's Dissertation Award, ASU, 2024.
- **Awardee** of Gerald Farin Memorial Fellowship, ASU, 2023.
- **Honorable Mention** in VAST challenge, 2020.
- **Finalist** in Undergraduate Poster competition, NEDSI 2018.

## RESEARCH EXPERIENCE

---

### Northeastern University

#### Postdoctoral Research Associate

📅 June 2024 – present

📍 Oakland, CA, USA

- Supervisor: Lace Padilla
  - Researching the influence of *multicultural and linguistic factors*, as well as *cognitive biases*, on how people engage with and make *decisions* using visualizations.
  - Conducting human subjects studies using eye tracking and EEG to measure physiological responses to visualization paradigms.
  - Developing data communication paradigms such as patient decision aids to support low data literacy populations.
- 

### Arizona State University

#### Graduate Researcher

📅 August 2019 – Present

📍 Tempe, AZ, USA

- Advisor: Chris Bryan
  - Research on topics including visualization, data storytelling, visual cognition and perception, natural language processing, and visual analytics as a member of the Sonoran Visualization Laboratory. Additional duties include leading lab meetings, planning group outings, advising junior members, and helping with grant writing.
- 

### National Renewable Energy Laboratory

#### Graduate Student Intern

📅 June 2023 – August 2023

📍 Golden, CO, USA

- Mentor: Kristi Potter, Samantha Molnar
  - Use of **React-Native**, **Python** to implement touchscreen interactions for power system visualization exploration.
  - Performing **touch gesture-tracking** to implement auto-detection of user uncertainty during visualization viewing.
  - Implementing **auto-reconfiguration** of visualization appearance to resolve user difficulties and validating with a human subject study.
- 

### Paragon Digital Services Pvt. Ltd., Dentsu Aegis

#### Undergraduate Student Intern

📅 December 2018 – April 2019

📍 Chennai, TN, India

- Mentor: Naresh Ninavarapu
  - Use of **R**, **Python** to implement intelligent client-product recommendation interface via **abstractive summarization**.
  - Performing **granular sentiment detection**, using a recurrent neural network approach, over a dataset of online reviews for Slack.
  - Building a client interface, flagging sentiments and sarcasm in opinion units, and generating an **interactive visualization** dashboard of the same.
- 

### Paragon Digital Services Pvt. Ltd., Dentsu Aegis

#### Undergraduate Student Intern

📅 June 2018 - August 2018

📍 Chennai, TN, India

- Mentor: Naresh Ninavarapu
  - Training in Data Analysis Techniques, **Digital Marketing and Business Intelligence Tools**.
  - Analysis of chain stores for profit analysis and factors: use of **Tableau and SQL** to make **recommendations** regarding marketing strategies for client products.
  - **Survey design and ad campaign structuring** for an image publishing service company using Google Data Studio.
  - Use of **R tool/Python** to implement classification algorithms on data sets for an optical wear company.
- 

### Meenakshi Sundararajan Engineering College (Anna University)

#### Undergraduate Researcher

📅 June 2017 – May 2019

📍 Chennai, TN, India

- Advisor: M.K. Sandhya
  - Undergraduate research on sentiment analysis and visualization of natural language product reviews, to generate abstractive summarizations for client reports. Organized inter-college research symposiums to showcase departmental work. Also chief editor of department's monthly newsletter, Techie Talk.
- 

## TEACHING EXPERIENCE

---

### Guest Lecturer

#### Data Visualization, CSE 478 and 578

📅 Spring 2024

📍 Arizona State University

Instructor: Chris Bryan Lectures on real-world impact of visualizations complimentary to theory concepts from the main class curriculum, including visualization design technologies, impact of natural language and visual cognition on data comprehension, how visualizations can be used to spread misinformation, and developing visualization pedagogy for low data-literacy populations. The material was developed to promote the discussion of current visualization research questions and proposed solutions in literature.

---

### Instructor

#### Introduction to Programming Languages, CSE 240 (Online)

📅 Spring 2024

📍 Arizona State University

Lead instructor (300 students) teaching fundamentals of diverse paradigms of programming languages, including procedural (Language C), object-oriented (Language C++), functional (Language LISP), and logic (Language Prolog) paradigm. My responsibilities include holding online office hours for three hours per week, mentoring undergraduate student projects, and grading assignments. The curriculum and assignments were designed by ASU Online facilitators.

---

### Teaching Assistant

#### Data Visualization, CSE 578

📅 Fall 2022

📍 Arizona State University

Instructor: Chris Bryan Students learn about techniques and algorithms for creating effective visualizations based on principles from graphic design, visual art, perceptual psychology and cognitive science to enhance the understanding of complex data. My responsibilities included holding office hours, and mentoring independent graduate student projects intended for workshop/main conference publication (HTML, JavaScript, D3, AWS, NodeJS, Python).

---

### Teaching Assistant

#### Database Management, CSE 412

📅 Fall 2019

📍 Arizona State University

Instructor: Mutsumi Nakamura Students are introduced to DBMS concepts. Data models and languages. Relational database theory. Database security/integrity and concurrency. My responsibilities included grading assignments, holding office hours, mentoring student projects, and leading a two-hour recitation session every week teaching the DBMS setup and queries (SQL, SCALA, R).

---

### Teaching Assistant

#### Data Structures and Algorithms, CSE 310

📅 Fall 2019

📍 Arizona State University

Instructor: Yingzhen Yang Students learn about advanced data structures and algorithms, including stacks, queues, trees (B, B+, AVL), and graphs. Searching for graphs, hashing, external sorting. My responsibilities included grading assignments, holding office hours, and leading a two-hour recitation session every week teaching the algorithm implementations and case study problems (Visual Studio, C++).

---

## STUDENT MENTORING

---









- Shira Michel (Spring 2025 – Present); Project: Diagnosing AI-errors in STEM problems; *Graduate Student at Northeastern*
- Jinhan Park (Fall 2024); Project: Reviewing and Designing Visual Patient Decision Aids; *Undergraduate Student at Northeastern*

- Chase Stokes (Summer 2024 – present); Project: Identifying the Role of Text in Data Visualization; *Graduate Student at UC Berkley*
- Zhuojun Jiang (Fall 2024 – Present); Project: Designing Visualizations for Color-Deficient Vision that Inspire Emotional Engagement; *Graduate Student at ASU*
- Agastya Seth, Yang Husurianto (Fall 2023 – Spring 2024); Project: Visualization of Natural Language Argumentation; *Graduate Student at ASU*
- Arshdeep Sachdeva, Dhruvil Joshi, Vedant Vijay Parikh (Spring 2023 – Present) ; Project: Developing a Visualization Authoring Tool using Natural Language Prompts; *Graduate Student at ASU*
- Jai Narula (Fall 2022 – Present) ; Project: Developing a Visualization Orchestration Tool for Classrooms; *Graduate Student at ASU*
- Jaimie Liu (Fall 2021 – Spring 2022) ; Project: Visualization of Climate Change Data in Immersive and Desktop Virtual Reality; *Undergraduate Student at ASU*
- Jose Elenes (Fall 2021 – Spring 2022) ; Project: Visualization of Drone Flight Anomalies; *Graduate Student at ASU*
- Shubham Sharma, Rakhi Agarwal, Sriram Chandrasekaran (Fall 2021 – Spring 2022) ; Project: Visualization of Data Bias in Natural Language Instructions and Prompts; *Graduate Student at ASU*
- Bhavdeep Sachdeva (Fall 2019 – Spring 2021) ; Project: Designing a Data Quality Index for Natural Language Datasets; *Graduate Student at ASU*
- Shashank Ginpalli (Fall 2020 – Spring 2021) ; Project: Modelling the Complexity of Flow Diagrams; *Graduate Student at ASU*
- Nitin Gupta (Fall 2019 – Spring 2020) ; Project: Designing Visualizations for Power System Substations; *Undergraduate Student at ASU*


---

## PUBLICATIONS – PEER REVIEWED JOURNAL PUBLICATIONS

---

1. Modeling and Measuring the Chart Communication Recall Process <sup>1</sup>   
Anjana Arunkumar\*, Lace Padilla, and Chris Bryan  
[Eurovis, 2025](#)
2. Lost in Translation: How Does Bilingualism Shape Reader Preferences for Annotated Charts?   
Anjana Arunkumar\*, Lace Padilla, and Chris Bryan  
[ACM SIGCHI 2025](#)
3. Mind Drifts, Data Shifts: Utilizing Mind Wandering to Track the Evolution of User Experience with Data Visualizations   
Anjana Arunkumar\*, Lace Padilla, and Chris Bryan  
[IEEE Visualization Conference, 2024](#)
4. Comparing Collaborative Visualization Behaviors in Desktop and Augmented Reality Environments  
Michael Kintscher, Jinbin Huang, Anjana Arunkumar, Ashish Amresh, and Chris Bryan  
[VRST, 2023](#)
5. Image or Information? Examining the Nature and Impact of Visualization Perceptual Classification   
Anjana Arunkumar\*, Lace Padilla, Gi-Yeul Bae, and Chris Bryan  
[IEEE Visualization Conference, 2023](#)
6. LINGO: Visually Debiasing Natural Language Instructions to Support Task Diversity   
Anjana Arunkumar\*, Shubham Sharma, Rakhi Agrawal, Sriram Chandrasekaran, and Chris Bryan  
[Eurovis, 2023](#)
7. Real-Time Visual Feedback to Guide Benchmark Creation: A Human-and-Metric-in-the-Loop Workflow   
Anjana Arunkumar\*, Swaroop Mishra, Bhavdeep Sachdeva, Chitta Baral, and Chris Bryan  
[EACL, 2023](#)
8. PMU Tracker: A Visualization Platform for Epicentric Event Propagation Analysis in the Power Grid   
Anjana Arunkumar\*, Andrea Pinceti, Lalitha Sankar, and Chris Bryan  
[IEEE Visualization Conference, 2022](#)
9. PMUVis: A Large Scale Platform to Assist Power System Operators in a Smart Grid  
Anjana Arunkumar\*, Nitin Gupta, Andrea Pinceti, Lalitha Sankar, and Chris Bryan  
[IEEE Computer Graphics and Applications, 2022](#)
10. Benchmarking Generalization via In-Context Instructions on 1,600+ Language Tasks.  
Swaroop Mishra\*, Yizhong Wang\*, Pegah Alipoormolabashi, Yeganeh Kordi, Amirreza Mirzaei, Anjana Arunkumar et. al., Chitta Baral, Yejin Choi, Noah A. Smith, Hannaneh Hajishirzi, Daniel Khashabi  
[EMNLP 2022](#)
11. How Robust are Model Rankings : A Leaderboard Customization Approach for Equitable Evaluation 

---

<sup>1</sup>  indicates a conference presentation

Swaroop Mishra\*, Anjana Arunkumar\*  
AAAI 2021

12. Bayesian Modelling of Alluvial Diagram Complexity 📌  
Anjana Arunkumar\*, Shashank Ginjpalli, and Chris Bryan.  
IEEE Visualization Conference, 2021

## PUBLICATIONS – PEER REVIEWED CONFERENCE PUBLICATIONS

---

1. Leveraging Data Visualizations to Mitigate In-Group Bias in Crowdfunding: Promoting Equity and Inclusivity Across Campaigner Demographics 📌  
Anjana Arunkumar\*, Daniel Ortiz, Arunkumar Madapusi  
Decision Sciences Institute Annual Conference, 2024
2. Enhancing Trust in Startup Investments: Leveraging Data Visualizations for Unbiased Funding for Female Entrepreneurs 📌  
Anjana Arunkumar\*, Daniel Ortiz, Arunkumar Madapusi  
Decision Sciences Institute Annual Conference, 2024
3. Exploring the Influence of Visual Features and Emotion-driven Perception on Decision Quality in Visualizations 📌  
Anjana Arunkumar\*, Daniel Ortiz, Arunkumar Madapusi  
Southwest Decision Sciences Institute Annual Conference, 2024
4. Exploring Visual Feature Variation and Decision-maker Judgment in Educational Simulation Visualizations: A Theory-based Approach 📌  
Anjana Arunkumar\*, Daniel Ortiz, Arunkumar Madapusi  
Southwest Decision Sciences Institute Annual Conference, 2024
5. Examining the Effect of Visualization Proxemics on Decision Making using Touchscreen Dashboards 📌  
Anjana Arunkumar\*, Daniel Ortiz, Arunkumar Madapusi  
Decision Sciences Institute Annual Conference, 2023
6. Automated Construction of Business Intelligence Dashboards Using Artificial Intelligence Tools 📌  
Anjana Arunkumar\*, Daniel Ortiz, Arunkumar Madapusi  
Decision Sciences Institute Annual Conference, 2023
7. Examining The Effects of Visual Redundancy on Understanding Uncertainty Representations in Schedule Risk Analysis 📌  
Anjana Arunkumar\*, Daniel Ortiz, and Arun Madapusi  
Southwest Decision Sciences Institute Annual Conference, 2023
8. Examining the Effect of Reconfiguration Interactions on Understanding Uncertainty in Supply Chain Disruption 📌  
Anjana Arunkumar\*, Daniel Ortiz, and Arun Madapusi  
Southwest Decision Sciences Institute Annual Conference, 2023
9. Examining the Effect of Visual Redundancy on the Understanding of Visualizations in Procurement and Sourcing 📌  
Anjana Arunkumar\*, Daniel Ortiz, Arunkumar Madapusi  
Decision Sciences Institute Annual Conference, 2022
10. Examining the Effect of Reconfiguration Interactions on the Understanding of Anomalies in Supply Chain Management 📌  
Anjana Arunkumar\*, Daniel Ortiz, Arunkumar Madapusi  
Decision Sciences Institute Annual Conference, 2022
11. Evaluation of Visual Uncertainty Representations in Schedule Risk Analysis 📌  
Anjana Arunkumar\*, Daniel Ortiz, Arunkumar Madapusi  
Midwest Decision Sciences Institute Annual Conference, 2022
12. Modelling the Complexity of Risk Centered Supply Chain Network Visualization 📌  
Anjana Arunkumar\*, Daniel Ortiz, Arunkumar Madapusi  
Midwest Decision Sciences Institute Annual Conference, 2022
13. Impact of Uncertainty Representation on Decision Making for Business Network Visualization 📌  
Anjana Arunkumar\*, Daniel Ortiz, Arunkumar Madapusi  
Decision Sciences Institute Annual Conference, 2021
14. Bayesian Modelling of Uncertainty in Schedule Risk Analysis using Gantt Charts 📌  
Anjana Arunkumar\*, Daniel Ortiz, Arunkumar Madapusi  
Decision Sciences Institute Annual Conference, 2021
15. Modelling the Complexity of Supply Chain Network Visualization 📌  
Anjana Arunkumar\*, Daniel Ortiz, Arunkumar Madapusi  
Decision Sciences Institute Annual Conference, 2021
16. Strategy-Enterprise System Alignment and Firm Performance 📌  
Anjana Arunkumar\*, Arunkumar Madapusi\*  
Northeast Decision Sciences Institute Annual Conference, 2021
17. Investigating the Influence of Top Management Support in Systemic Enterprise System Deployments 📌  
Anjana Arunkumar\*, Arunkumar Madapusi\*

- Decision Sciences Institute Annual Conference, 2020
18. Examining Data Visualization's Impact on Decision Making 📌  
**Anjana Arunkumar\***, Arunkumar Madapusi  
 Decision Sciences Institute Annual Conference, 2020
  19. Investigating the Influence of Chart Embellishment on Decision Making 📌  
**Anjana Arunkumar\***, Arunkumar Madapusi  
 Decision Sciences Institute Annual Conference, 2020
  20. Integration Mechanisms, Absorptive Capacity, & Enterprise Systems 📌  
**Anjana Arunkumar\***, Arunkumar Madapusi\*  
 Decision Sciences Institute Annual Conference, 2019
  21. Relational Capital & Enterprise Systems 📌  
**Anjana Arunkumar\***, Arunkumar Madapusi\*  
 Decision Sciences Institute Annual Conference, 2019
  22. The Role of Consultants in Enterprise Systems 📌  
**Anjana Arunkumar\***, Arunkumar Madapusi\*  
 Decision Sciences Institute Annual Conference, 2019
  23. Abstractive Summarization Through Sentiment Analysis Of User Product Reviews - An RNN Approach 📌  
**Anjana Arunkumar\***, Sandhya, M.K.  
 Decision Sciences Institute Annual Conference, 2019
  24. Active Learning Methodology: Bridging Theory and Practice 📌  
**Anjana Arunkumar\***, Sandhya, M.K. \*, Arunkumar Madapusi\*  
 Southwest Decision Sciences Institute Annual Conference, 2019
  25. ES Configurations and their Impact on firm Performance 📌  
**Anjana Arunkumar\***, Monica Jenefer, Arunkumar Madapusi\*  
 Southwest Decision Sciences Institute Annual Conference, 2019
  26. The Role of Moderators in ERP System Deployment Success 📌  
**Anjana Arunkumar\***, Monica Jenefer, Arunkumar Madapusi\*  
 Southwest Decision Sciences Institute Annual Conference, 2019
  27. Competences Influencing Absorptive Capacity in Enterprise Systems 📌  
**Anjana Arunkumar\***  
 Decision Sciences Institute Annual Conference, 2018
  28. Enterprise System Configuration and Performance 📌  
**Anjana Arunkumar\***  
 Decision Sciences Institute Annual Conference, 2018
  29. The Influence of Alignment in Enterprise System Deployments 📌  
**Anjana Arunkumar\***  
 Decision Sciences Institute Annual Conference, 2018
  30. Absorptive Capacity in Enterprise Systems 📌  
**Anjana Arunkumar\***, Arunkumar Madapusi  
 Northeast Decision Sciences Institute Annual Conference, 2018 (Finalist : Undergraduate Poster Competition)
  31. Configuring SME Enterprise Systems 📌  
**Anjana Arunkumar\***, Arunkumar Madapusi\*  
 Northeast Decision Sciences Institute Annual Conference, 2018
  32. Critical Success Factors in Enterprise Systems 📌  
**Anjana Arunkumar\***, Arunkumar Madapusi\*  
 Northeast Decision Sciences Institute Annual Conference, 2018
  33. The Influence of Competency Factors in Enterprise System Deployments 📌  
 Arunkumar Madapusi\*, **Anjana Arunkumar**  
 Decision Sciences Institute Annual Conference, 2017
  34. The Influence of Knowledge Capabilities in Enterprise System Deployments 📌  
 Arunkumar Madapusi\*, **Anjana Arunkumar**  
 Decision Sciences Institute Annual Conference, 2017
  35. The Influence of Knowledge Capital in Enterprise System Deployments 📌  
 Arunkumar Madapusi\*, **Anjana Arunkumar**  
 Decision Sciences Institute Annual Conference, 2017

## **PUBLICATIONS – PEER REVIEWED WORKSHOP PAPERS**

---

1. A Visual Exploration of Fair Evaluation for ML - Bridging the Gap Between Research and the Real World 📌  
**Anjana Arunkumar\***, Swaroop Mishra, Chris Bryan



- Visualization for AI Explainability (VISxAI workshop), IEEE Visualization Conference, 2020
2. DQI: A Guide to Benchmark Evaluation  
Swaroop Mishra\*, **Anjana Arunkumar**, Bhavdeep Sachdeva, Chris Bryan, Chitta Baral  
[Uncertainty & Robustness in Deep Learning Workshop, ICML, 2020](#)
  3. Our Evaluation Metric Needs an Update to Encourage Generalization 📌  
Swaroop Mishra\*, **Anjana Arunkumar**, Chris Bryan, Chitta Baral  
[Uncertainty & Robustness in Deep Learning Workshop, ICML, 2020](#)
  4. VAIDA: An Educative Benchmark Creation Paradigm using Visual Analytics for Interactively Discouraging Artifacts 📌  
Swaroop Mishra\*, **Anjana Arunkumar\***, Bhavdeep Sachdeva, Chris Bryan, Chitta Baral  
[Crowd Science Workshop: Remoteness, Fairness, and Mechanisms as Challenges of Data Supply by Humans for Automation, NeurIPS, 2020](#)
  5. Real-Time Visual Feedback for Educative Benchmark Creation: A Human-and Metric-in-the-Loop Workflow Artifacts 📌  
**Anjana Arunkumar\***, Swaroop Mishra, Bhavdeep Singh Sachdeva, Chitta Baral, Chris Bryan  
[HAMLETS \(Human And Machine in-the-Loop Evaluation and Learning Strategies Workshop\), NeurIPS, 2020](#)
  6. Front Contribution instead of Back Propagation  
Swaroop Mishra\*, **Anjana Arunkumar**  
[Beyond Backpropagation: Novel Ideas for Training Neural Architectures \(Workshop\), NeurIPS, 2020](#)
  7. Is High Quality Data All You Need?  
Swaroop Mishra\*, **Anjana Arunkumar**, Bhavdeep Sachdeva  
[The pre-registration experiment: an alternative publication model for machine learning research \(Workshop\), NeurIPS, 2020](#)

## PUBLICATIONS – PEER REVIEWED CONTEST ENTRIES

---

1. TotemFinder: A Visual Analytics Approach for Image-based Key Players Identification  
Jinbin Huang\*, Aditi Mishra, **Anjana Arunkumar**, Chris Bryan  
[VAST Challenge, IEEE Visualization Conference, 2020 \(Honorable Mention\)](#)

## PUBLICATIONS – WORKS IN PROGRESS OR UNDER REVIEW

---

1. Investigating the Lasting Influence of VR on Personal Viewpoints about Climate Change  
**Anjana Arunkumar**, Jaimie Liu, Chris Bryan (*under review*)
2. Evaluating Cluster Dendrograms for Spatiotemporal Anomaly Tracking  
**Anjana Arunkumar**, Andrea Pinceti, Lalitha Sankar, Chris Bryan (*under review*)
3. Visualization Proxemics for Touch Screen Analysis of Smart Grids  
**Anjana Arunkumar**, Samantha Molar, Kristi Potter, Chris Bryan (*in-progress*)

## INVITED TALKS

---

1. Data Visualization Design for the Mind's Eye: Internalizing What's In Sight  
[Emory University](#), October 2023.
2. What's In-Sight: How We Truly Internalize Data Visualizations  
[University of Victoria](#), September 2023.
3. Designing Touchscreen Interactions to Resolve User Uncertainty in Spatiotemporal Analysis with Maps  
[National Renewable Energy Laboratory](#), July 2023.
4. Examining Signifiers and Affordances in Data Visualization  
[Arizona State University](#), October 2021.
5. Data Breach Chronicles: Lessons from Cyber Forensics Case Studies  
[Meenakshi Sundararajan Engineering College](#), October 2019
6. Text Mining for Pattern Detection in Digital Forensics  
[Meenakshi Sundararajan Engineering College](#), October 2018
7. Data Mining in Criminology – Crime Analysis and Hotspot Mapping  
[Madras Institute of Technology](#), September 2018
8. Beyond Metrics: Enhancing Quality with Six Sigma and Benchmarking  
[Meenakshi Sundararajan Engineering College](#), October 2017
9. Biomimicry in Robotics: Electronic Skin for Insect-Inspired Models  
[Loyola-ICAM College of Engineering and Technology](#), September 2017
10. Smart Skin: How Electronic Skin Technology is Transforming Wearable Devices  
[Meenakshi Sundararajan Engineering College](#), October 2016

## SERVICE

---

- **Organizer:**
  - Organizing Committee Member of EnergyVis 2024 (@IEEE VIS)
  - Program Committee Member of Pacific Vis 2025
  - Program Committee Member of IEEE Vis 2024
  - Program Committee Member of EnergyVis 2023 (@IEEE VIS)
  - Program Committee Member of EMNLP Industry Track 2023–2024
  - Program Committee Member of ACL 2023–2024
  - Program Committee Member of EMNLP 2022–2024
  - Program Committee Member of VLDB 2021 Crowd Science Workshop
  - Organizer of E3 symposium 2016-18 at Meenakshi Sundararajan Engineering College (Anna University)
  - Organizer of Kranti symposium 2016-18 at Meenakshi Sundararajan Engineering College (Anna University)
- **Session Chair:**
  - Vis Short Papers
  - DSI 2024: Diversity, Equity, and Inclusion
  - DSI, SWDSI 2023: Supply Chain Management, Business Analytics
  - DSI, SWDSI 2022: Project Management
  - DSI, SWDSI 2021: Supply Chain Management, Project Management
  - DSI, SWDSI 2020: Business Analytics, Information Technology Management
  - DSI 2019: Business Analytics
- **Reviewer:**
  - Visualization/HCI: IEEE Vis, TVCG, PacificVis, EuroVis, ACM SIGCHI, VRST, VAST
  - NLP/ML: EMNLP, ACL, EACL, ICML, NAACL, NeurIPS, Data Technologies and Applications
  - Management: DSI, SWDSI, NEDSI, MWDSI

## TECHNICAL SKILLS

---

### Languages

- Python, R, C, C++, MySQL, Kotlin, Perl

---

### Web Technologies

- D3.js, JavaScript, JSON, NodeJS, HTML, CSS, JQuery, WordPress, Java, XML, Kivy, React, React-Native

---

### Machine Learning Frameworks

- Scikit-Learn, Tensorflow, Keras, NLTK, PyTorch, Huggingface

---

### Tools

- Tableau, Gephi, MATLAB, Git, SPSS, LaTeX, Colab, Eclipse, Google Data Studio

## RELEVANT COURSEWORK

---

- **ASU:** Data Visualization, Natural Language Processing, Current issues in Visual Cognition, Current Issues in Cognitive Science, Statistical Machine Learning: From Theory to Algorithms, Data Mining, Foundation of Algorithms, Artificial Intelligence, Mobile Computing, and Information Assurance & Security.
- **Anna University:** Engineering Graphics, Database Management Systems, Computer Networks, Operating Systems, Software Engineering, Internet Programming, Object Oriented Analysis & Design, Computer Graphics, Cryptography and Network Security, Grid and Cloud Computing, Adhoc and Sensor Networks, Human Computer Interaction, Neural Networks

## LANGUAGES SPOKEN

---



- English- Native Proficiency
- Tamil- Native Proficiency
- Hindi- Professional working proficiency
- Japanese (N4) - Limited working proficiency
- Sanskrit - Limited working proficiency

## EXTRA CURRICULAR ACTIVITIES

---

- Member of the AI Club @ASU, 2019–2024
- Member of the Women in STEM Club @ASU, 2019–2024
- Member of the Graduate and Professional Student Association @ASU 2019-2024
- Mentor, ASA DataFest Competition 2023-2024
- Member of the Computer Society of India, 2019–2024
- Member of the Lions Club
- Member of the Interact Club/Rotary International
- Quizzing and Trivia
- Well-versed in Violin, Vocal Music, and Art Media

## REFERENCES

---

- **Lace Padilla**  
Assistant Professor  
Khoury College of Computer Sciences – Northeastern University, Oakland  
[l.padilla@northeastern.edu](mailto:l.padilla@northeastern.edu)
- **Chris Bryan**  
Assistant Professor  
School of Computing and Augmented Intelligence – Arizona State University, Tempe  
[cbryan16@asu.edu](mailto:cbryan16@asu.edu)
- **Chitta Baral**  
Professor  
School of Computing and Augmented Intelligence – Arizona State University, Tempe  
[chitta@asu.edu](mailto:chitta@asu.edu)
- **Swaroop Mishra**  
Research Scientist  
Google DeepMind – Mountain View  
[swaroopranjanmishra@gmail.com](mailto:swaroopranjanmishra@gmail.com)
- **Ross Maciejewski**  
Associate Professor & Director of the School of Computing and Augmented Intelligence  
School of Computing and Augmented Intelligence – Arizona State University, Tempe  
[rmacieje@asu.edu](mailto:rmacieje@asu.edu)